

# Pine Disinfectant



When dosing concentrate chemicals always use the recommended PPE, and always read the labels to check best practice for handling both the undiluted & ready to use solutions.

## Product Usage Guide






## Professional








### BC022-5




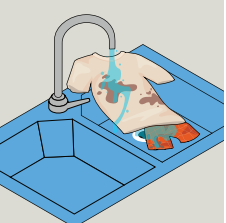

#### General Disinfection:

				
<b>1</b> Use appropriate PPE as indicated in the Safety Data Sheet.	<b>2</b> Place Safety Signs.	<b>3</b> Dilute 160ml to 5 litres of clean water (1:30).	<b>4</b> Mop or wipe surface.	<b>5</b> Remove Safety Signs.

#### Routine Cleaning & odorising of Floors, walls & painted surfaces:

				
<b>1</b> Use appropriate PPE as indicated in the Safety Data Sheet.	<b>2</b> Place Safety Signs.	<b>3</b> Dilute 80ml to 5 litres of clean water (1:60).	<b>4</b> Mop or wipe surface.	<b>5</b> Remove Safety Signs.

#### Soaking:

				
<b>1</b> Use appropriate PPE as indicated in the Safety Data Sheet.	<b>2</b> Place Safety Signs.	<b>3</b> Dilute 160ml to 5 litres of clean water (1:30).	<b>4</b> Soiled linen, handkerchiefs, heavily soiled articles should be rinsed clean before disinfection.	<b>5</b> Remove Safety Signs.

#### Areas for use



#### Health & Safety

Please refer to relevant COSHH Safety Data Sheet

Scan for further product details



Use neat for sinks, drains and gulleys.



www.jangro.net